




Smart and Precise
THT Quality Control
from Below

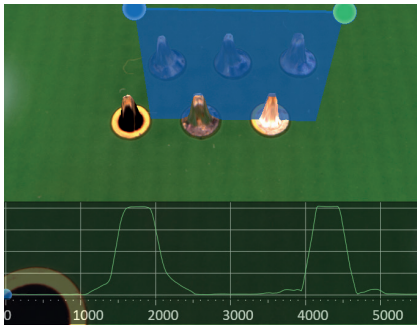


Suitable for press-fit
technology

iS6059 THT Inspection

3D solder joint inspection on PCB bottom sides


Unmatched 3D AOI for Underside Inspection




Height profiles of THTs



Insufficient wetting (front) and missing pin (back)



Reliable 3D pin length inspection



3D quality control of THT solder joints

Powerful 3D sensor technology for quality control from below

Shadow-free results by using eight angled cameras

Large tilted views for the most accurate analyses

Versatile handling of many different inspection object types

Optional return transport of the manufactured products

Competent service worldwide – online, by phone, and on-site

Viscom has developed the iS6059 THT Inspection for the rapid, high-precision inspection of selective solder joints as well as SMD, press-fit and THT components. This advanced 3D inspection solution performs bottom-side inspection of circuit boards with supreme flexibility. The unique, generously proportioned transport height is based on an upper clearance of up to 100 mm and more. Viscom's intelligent, high throughput inspection technology guarantees precise 3D inspection of components, including THT solder joints.

The iS6059 THT Inspection is easily and efficiently combinable with a Viscom verification station. Results can be conveniently evaluated with data and images from other Viscom inspection stages. Additionally, efficient statistical process control from Viscom can be implemented.

Even when facing extreme cycle time requirements, the system's high-performance camera technology guarantees the greatest inspection depth. Versatile illuminations can be tuned to the specific task. Previously captured images are evaluated, at the same time an x/y unit moves the camera module beneath the printed circuit board to the next position – providing a significant time advantage.

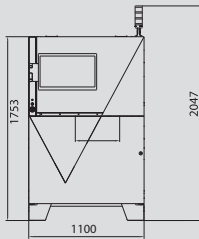
In addition to measuring pins, Viscom's inspection algorithms also allow fast detection of open solder joints, solder bridges, missing pins and other defects.



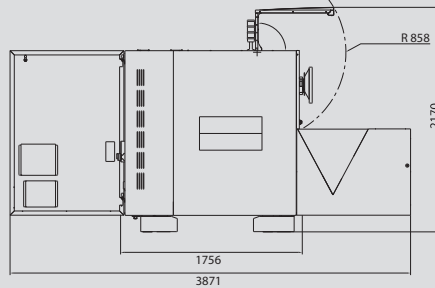
Technical Specifications

iS6059 THT Inspection

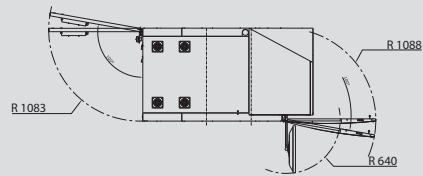
Front view



Side view



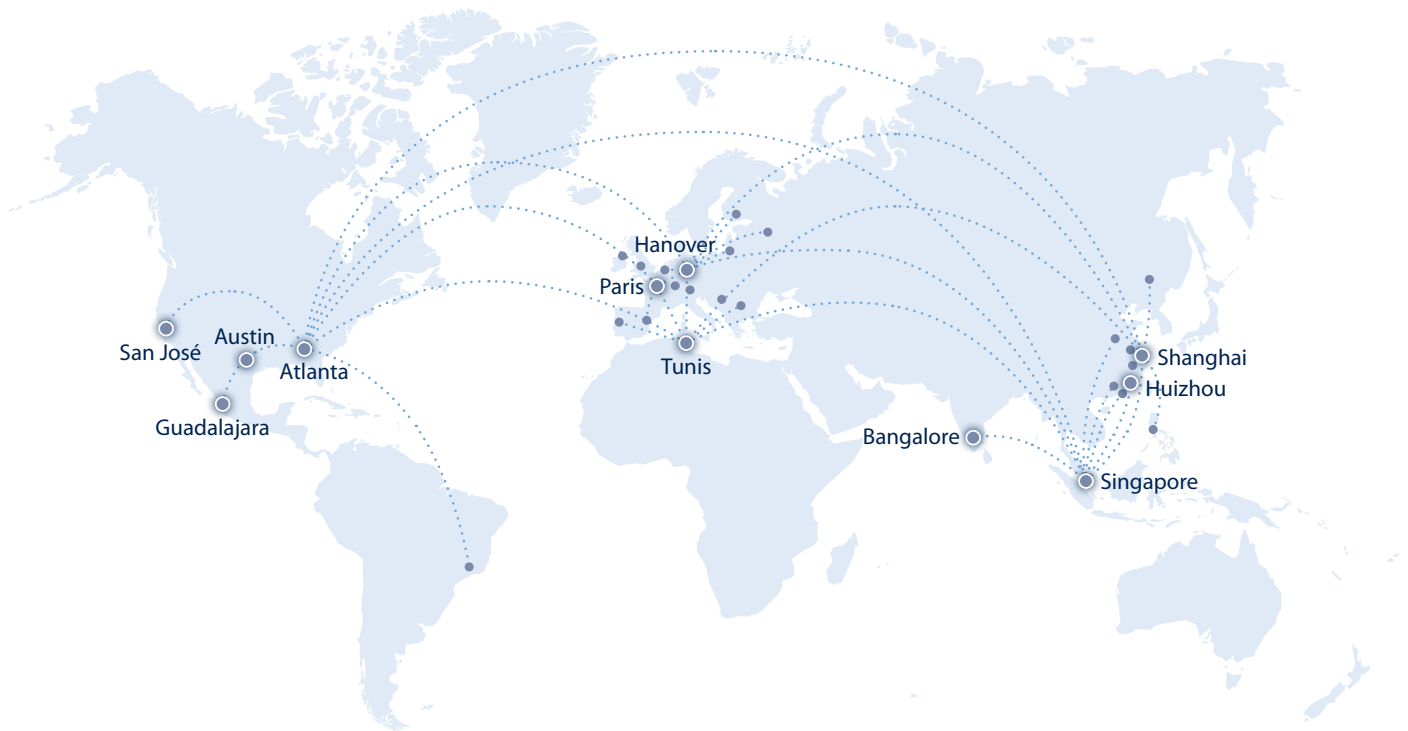
Top view



Dimensions in mm

iS6059 THT Inspection		
Inspection scope		Selective and wave soldering, standard solder joints according to IPC, press fit
Camera technology		XMu-II
	3D sensor technology	
	Z-resolution	0.5 µm
	Z-range	Up to 30 mm (1.1")
	Angled view cameras	
	Number of megapixel cameras	8
	Orthogonal camera	
	Resolution	13 µm
	Field of view	50 mm x 50 mm (1.9" x 1.9")
Inspection speed		Up to 65 cm ² /s
Software	User interface	Viscom vVision/SI EasyPro
	Statistical process control	Viscom vSPC/SPC, open interface (optional)
	Verification station	Viscom vVerify/HARAN
	Remote diagnosis	Viscom SRC (optional)
	Programming station	Viscom PST34 (optional)
System computer	Operating system	Windows®
	Processor	Intel®Core™i9
PCB handling	PCB dimensions	508 mm x 560 mm (20" x 22"); long-board option available
	Transport height	850 - 950 mm ± 20 mm (33.4" - 37.4" ± 0.7"); other heights on request
	Width adjustment	Automatic
	Transport concept	Single-track transport system; ; dual-lane option available
	PCB clamping	Pneumatic
	Upper transport clearance	Up to 100 mm (3.9"); other heights on request
Other system data	Lower transport clearance	50 mm (1.9")
	Positioning unit	Synchronous linear motor
	Interfaces	SMEMA, Hermes, third-party providers
	Power requirements	400 V, 50 Hz, 3P/N/PE +/- 10%; 4 – 6 bar working pressure
	System dimensions	1100 mm x 1756 mm x 1753 mm (43.3" x 69.1" x 69") (W x D x H)
	Weight	Approx. 920 – 960 kg (2028.2 – 2116.4 lbs)

Specifications and other system information are subject to change without notice and may differ from the information displayed at the time of ordering.



Headquarters:

Viscom SE

Carl-Buderus-Str. 9–15
30455 Hanover
Germany
Phone: +49 511 94996-0
Email: info@viscom.de

Europe

Viscom France S.A.R.L.

6, rue Saint Simon
Zone du Vert Galant
95310 Saint-Ouen l'Aumône
France
Phone: +33 134 641616
Email: info@viscom.fr

Africa

Viscom Tunisie S.A.R.L.

Rahma Building; App B5,
Block B, 2nd floor
Lac Houran Street – Berges
du Lac
1053 Tunis, Tunisia
Phone: +216 71960584
Email: info@viscom.fr

Americas

Viscom Inc.

1775 Breckinridge Parkway
Suite 500, Duluth (Atlanta)
GA 30096, USA
Phone: +1 678 966-9835
Email: info@viscomusa.com

Viscom Inc.

898 B Faulstich Court
San José, CA 95112, USA
Phone: +1 818 4160514
Email: info@viscomusa.com

Viscom Inc.

9600 Great Hills Trail Suite
150 W, Unit# 144
Austin, TX 78759, USA
Phone: +1 737 280-5759
Email: info@viscomusa.com

Viscom Inc.

Av. Vallarta 6503
Concentro Local F-27
Zapopan (Guadalajara)
JAL. C.P. 45010, Mexico
Phone: +52 333110-1567
Email: info@viscomusa.com

Asia

Viscom Machine Vision Pte. Ltd.

150 Kampong Ampat/
#01-02 KA Centre
368324 Singapore
Singapore
Phone: +65 62859-891
Email: info@viscom.com.sg

Viscom Machine Vision Trading Co. Ltd.

2nd floor, Block D
No. 1010 Kaixuan Road
200052 Shanghai, China
Phone: +86 21 61619368
Email: info@viscom.cn

VICN Automated Inspection Technology (Huizhou) Co. Ltd.

2nd Hechang Road No. 25
Zhongkai High-tech Zone
516006 Huizhou City
Guangdong province, China
Phone: +86 752 2607785
Email: info@viscom.cn

Viscom Machine Vision (India) Pvt. Ltd.

No. 2, Katha, No. 279/283
Hulimangala Village
Jigani Hobli, Anekal Taluk
Bangalore 560105, India
Phone: +91 9481202030
Email: info@viscom.com.sg

www.viscom.com



Viscom also works with an extensive network of local representatives and distributors in Europe, the Americas, Asia and Africa. Please refer to our website for a list of our representatives and distributors.